

# Opening Doors to Early Literacy

## “The Young and The Restless”

### one-year-olds

**Dr. James L. Thomas**



# The Young and the Restless

## CAPTIVATING ONE-YEAR-OLDS THROUGH EARLY LITERACY ACTIVITIES

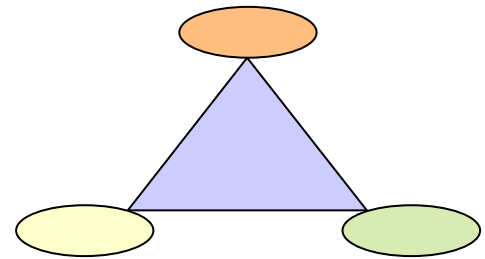


alphabet


ALL THIS...




colors



shapes




self concept



stories in song



yoga  
(downward dog)



finger plays



sign language

AND MORE!!!



sponsor

days

times

Session #1 dates

costs

Session #2 dates

costs

Presented by: Dr. James Thomas  
“Opening Doors to Early Literacy”  
earlyliteracyworkshops@live.com

## Objectives

for adults:

- demonstrate that learning can be fun and enjoyable
- model behaviors for individual interactions and group participation
- provide suggestions for book and music titles appropriate for one-year-olds
- make available materials that will be useful in a classroom and/or library settings
- enable parents/caregivers opportunities for communication with the child that is intentional and meaningful

for children:

- establish comfort with the structure of time and the presenter
- provide familiarity with the 30-minute time sequence
- encourage appropriate interactions of children with one another
- introduce language and concepts: alphabet, numbers, color, shape, foreign
- demonstrate use of gross-motor skills through music and exercise
- promote eye/hand coordination and small-motor with signs for communication

## SKILL SETS FOR ONE-YEAR-OLDS

### children need to learn...

### so we practice with...

to listen,  
attend,  
respond

greetings, clapping,  
signing, songs, goodbyes

to follow directions

name tags,  
"The More We Get Together," "Where is  
Your...?"

sequence (what comes next?)

counting,  
"Head, Shoulders, Knees.."  
"Let's Go to the Market"

to move

name tags, songs, yoga,  
opening activities,  
"Happy & You Know It"

eye-hand coordination

stickers at closing, signing,  
"Wheels on the Bus"  
"The Tiny Little Spider"

letter/word identification

"Apple and an Ant", ABCs,  
colors and shape words

concepts

color activity, shape, and directional activities  
"Humpty Dumpty," in & out

numbers  
(separately & in sequence)

songs: "Five Little Ducks"  
"1, 2 Buckle My Shoe"  
"One Little, Two Little..."

group participation

greetings, name tags, songs,  
signing, "Tiny Little Spider,"  
"In a Cabin in the Woods"

receiving/sharing,  
giving back

name tags, color & movement  
games, "Brown Bear...",  
"I Went Walking," "Went Shopping"

inclusion of others

greetings, songs, color activities,  
goodbyes

recognition/recall  
(I remember that!)

songs, signing, repetition of  
activities, foreign words (5)

concrete & abstract

signing, "Apple and An Ant,"  
number, color, shape activities,  
yoga

self awareness

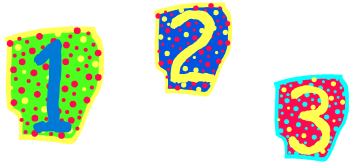
"I Like Me," signing, "Where is Your...?"



**"The Young and The Restless"**  
-young toddler story time-  
(12 months to 24 months)



**Session Content**



content

activity

book or CD

opening

names

collection basket


song

"The More We Get Together"

building self-esteem

*I Like Me!*

book by Carlson



concepts

ABCs

location of letters + words + signing

*Apple and An Ant*  
by Stewart

counting

song: "One, two, buckle my shoe"

book by Baker or Hines;  
"Toddler Favorites" CD

body parts

"Happy and you know it"

book by Carter;  
*Baby Faces* by Miller

colors

"where is red?..." + signs

clapping

listening/responding to claps

*BINGO*; board book by  
Wells

shapes

words with concrete objects

language

hat

foreign words

example: chapeau hat  
French



chapeau

movement

gross motor

travel songs--  
Brown Bear..."; "I Went Walking"  
Let's Go to the Market"

book by Martin; Williams;  
book by Miranda

fine motor

"Tiny Little Spider"  
The Bear Went Over the Mountain"

*Itsy Bitsy* by Siomades;  
board book by Wells

exercise

yoga

stretching; following directions

*Sleepy Little Yoga & Little Yoga*  
by Whitford

signing

song

"There's a tiger..."

*Pick Me Up!* by Berg (CD w/book);  
*Baby's First Signs* by Votry;  
*Blue bird...* by Stewart

ending


closure

"Hokey Pokey"


"Kidding Around" CD by Greg &  
Steve (parts 1 and 2)

return of nametags  
hand stickers


**REPETITION**



**REPETITION**



**REPETITION**



prepared by Dr. James L. Thomas  
earlyliteracyworkshops@live.com  
wiki site: [www.toddlericon.pbworks.com](http://www.toddlericon.pbworks.com)

**Young Toddler Presentation**  
**- sample -**

•

“Welcome today, friends of mine” intro to song

“my name is...” basket

“The more we get together” with and without words

*I Like Me!* book and signs

A/B/C/D letters and objects

counting with numbers 1-5

*Apple & Ant* book and song

“One, two, buckle my shoe” song (CD player)

colors scarves with signs

shapes with words and real objects: circle, triangle, square, rectangle

“Let’s go to the market” song with real objects

clapping BINGO (listen to samples)

“Let’s tap our legs together” exercise

YOGA: downward dog, snake, baby bear, porcupine, lion

“where is your head?” book


“The tiny little spider” book and spray objects

“More milk” and “Tiger walking” songs with signs

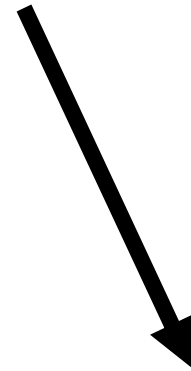
“Hokey Pokey” song part 1

return nametags and give out smiley face stickers


My name: **your name**




Your child's  
name



My name is:







To keep story time a happy, healthy experience-


**Please keep sick children  
home**

until they feel better!


**library name**

**FOR DISPLAY**


My name is:




My name is:



My name is:



My name is:



cut in strips

# **“Welcome Today Little Star Shine”**

Welcome today friends of mine;

welcome today (name of child)

(around the room naming  
children)

ending:

Welcome today friends of mine.

Welcome today littler star shine.

# “The More We Get Together”

The more we get together, together, together;

The more we get together, the happier we'll be.

'Cause your friends are my friends,

And my friends are your friends.

The more we get together, the happier we'll be.

**note:** once the children have learned the song, ask them to “sing the words in their heads” and just do the motions

# Hello My Friends

Hello my friends, won't you sing with me?

Sing with me!

Won't you sing with me?

Oh, hello my friends, won't you sing with me?

Won't you come and sing with me?

...clap

...wave


...blink

...say "goodbye" with me

...smile

**note:** this song may be used every other week or after several weeks for variety

location of melody: <http://nancymusic.com>



BY NANCY CARLSON

use with signs:  
I + like + me

## Large Magnetic Alphabet Letters

-use these letters for display on a magnetic board when introducing the alphabet

-place these letter  
around the room of the child  
around the day care center  
around the house



- [Jumbo 5" Magnetic Letters - Uppercase](#)  
\$16.95 - \$29.95


<http://www.lakeshorelearning.com/>

search term: magnetic alphabet

A



Apple



a

ant



B




Baby

b




ball

C



Cat




C

Cow

D



Dog




d


duck

cut out strips for sending home or placement around a center

ANT



APE




ARM



ARROW



APPLE




A

a

BABY



BALL



BOOK



BUG



BEE



B

b

CAT




CUP




CAN



COW



COMB



C

c

DUCK



DEER



DOLL



DOG



DRUM



D

d

EGGS




EAGLE



EAR



ELEPHANT



EEL



E


e

F  
f

FLOWER



FISH



FEET



FACE



FROG




G  
g

GREEN



GRAPE



GOAT



GRASS



GIRL



**“If you’re happy  
and now know it”**

—clap your hands

— lift a foot

—turn around

—blink your eyes

—shout hurray

—sit down

**note:** variations using different words may be use each week

# “Dancing We Will Go”

...a leaping we will go...

...a twisting we will go...

...a stomping we will go...

...a hopping we will go...

...a marching we will go...

...on tip-toes we will go...

**note:** on last line fall to floor

# **“One little, two little...”**

One little...

One little, two little...

One little, two little, three little  
apples...

One little, two little, three little  
apples; four little...

One little, two little, three little  
apples; four little, five little.

sung to the tune of

“Little Indians”





# “Big Fat Hen”


One, two, buckle my shoe.

Three, four, shut the door.

Five, six, pick up sticks.

Seven, eight, lay them straight.

Nine, ten, you big fat hen.



“Toddler Favorites” CD by Greg & Steve  
have the song “One, two, buckle my shoe”



ideal read aloud between an  
adult and child for counting  
body parts

# “Five Little Ducks”

Five little ducks went out to play,  
over the hills and far away.

The mother duck went “quack, quack,  
quack,”

and four little ducks can waddling back.

four

three

two

one,

no

The mother duck went “Quack, Quack,  
Quack,”

and five little ducks came waddling back.

**note:** use with accordion book

# Five Little Ducks Young Toddler Books



## Five Little Ducks

Five 5 little ducks, 🦆🦆🦆🦆🦆

Went out one day,











Over the hill  and far away.

Mother duck  said,

"Quack, quack, quack, quack."

But only four 4 little ducks 🦆🦆🦆🦆 came back.



sample list for parents

# colors

**blue**



**form the letter "b" with right hand; twist/shake hand from the elbow**

**green**



**form the letter "g" with right hand; shake hand from wrist, and move it to the right**

**yellow**



**form letter "y" with right hand; shake the hand from wrist, and move it to the right**

**red**




**stroke the lips one time with the tip of the index finger**




# COLOR BOOKS


**Kipper's Book of Colors**  
by Mick Inkpen




**I Like Colors**  
by Barbara Hicks



**Yoyo's Colors**  
by Jeannette Rowe




**Bear Loves Colors**  
by Susan Kantor



**Freight Train**  
by Donald Crews




**Baby Gecko's Colors**  
by Neecey Twinem



sample list for parents

# foreign language words

## hat



## shoe




Spanish

## chapeau

French

## zapato

## pants



## sock



## hosen


German

## calza

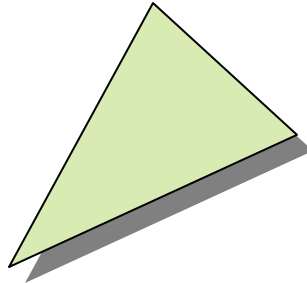
Italian

# shapes


circle




triangle



square



rectangle






# SHAPE BOOKS & DVD's

## YOUNG TODDLERS

**The Shape of Things**  
by Daley Mackall




board book

**Shapes by Howard Shooter**



board book

**Baby Einstein: See & Spy Shapes**  
by Julie Aigner-Clark



board book

**Barney's Colors & Shapes**



VHS

**Winnie the Pooh: Shapes and Sizes**  
by Disney



DVD

sample list for parents

**“Let’s go to the market,  
let’s go to the store.”**

**grocery items**

Let’s go to the market, let’s go to the store.  
Let’s get a carton of milk, and maybe a few  
things more.

Let’s go to the market, let’s go to the store.  
Let’s get a dozen eggs, and maybe a few  
things more.

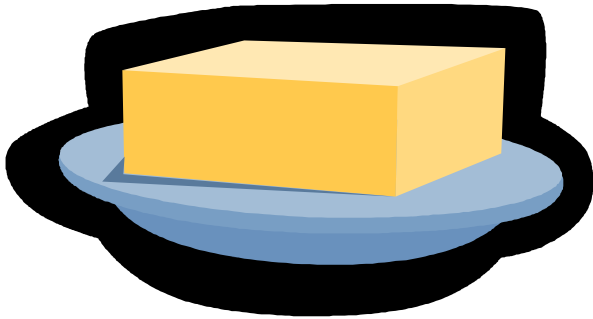

suggestions:

ice cream,

apple,

butter,

banana



# **“Brown Bear, Brown Bear, What do you see?” Bill Martin**

## **animals around room**

Brown Bear, Brown Bear, what do you see?  
I see a yellow duck, looking at me.

Brown Bear, Brown Bear, what do you see?  
I see a ....., looking at me.

suggestions:

print color names


blue horse,

purple cat,

red bird,








brown cow,

white dog, etc.



Brown Bear, Brown Bear, what do you see?

Beautiful children looking at me.



**“This is the way we...”**

This is the way we wash our hands,  
Wash our hands, wash our hand.  
This is the way we wash our hand,  
So early in the morning.

This is the way we scrub our face...


...wash our hair;

...comb our hair;

...brush our teeth;

...wave good-bye.

# BINGO



## **listening skills**

clap several sequences and have adults repeat;  
then clap the song "Bingo" without the words;  
then repeat with the words having parents participate

# “Where is/are your...?”

-eyes


-ears

-nose

-tongue

-hair

-face





**“Let’s tap our legs together”**

Let’s tap our legs together

Let’s tap our legs together

Let’s tap our legs together

Because it so much fun.

Let’s blink our eyes together

Let’s wave goodbye together

Let’s turn around together


**BECAUSE IT’S SO MUCH FUN!**

# Yoga Positions

## Infants and Young Toddlers



downward dog




snake



baby bear



porcupine



downward dog



lion

## **“How Yoga Can Help You and Your [Child]”\***

Top Twelve Reason Why Babies and Toddlers Need Yoga:


- to help them sleep better and longer
- to improve digestion and ease gas pain
- to turn fussiness into happiness
- to promote a healthy, physically fit lifestyle
- to strengthen the parent-child bond
- to increase neuromuscular development
- to cultivate self-esteem and positive body image
- to boost the immune system
- to reduce stress and develop relaxation techniques
- to reduce anxiety
- to increase body awareness
- to aid the natural development of movement from birth  
to walking

*\*Itsy Bitsy Yoga: Poses to Help Your Baby Sleep Longer, Digest Better, and Grow Stronger*  
by Helen Garabedian.

# Yoga for Babies and Toddlers


## Little Yoga by Rebecca Whitford and Martina Selway.

Here is a playful introduction to nine simple yoga exercises for young children. Toddlers will enjoy moving along with "Yoga Baby" as they follow the basic poses. This interactive picture book also includes helpful information for parents and educators. (E613.704608 WHI)




## Itsy bitsy yoga by Helen Garabedian.

Shows poses to help your baby sleep longer, digest better, and grow stronger. "Through yoga, babies sense their parents' trust and deep commitment to understanding as they move forward in developing their physical, social, intellectual, and emotional skills." (649.112 GAR)




## A Yoga Parade of Animals by Pauline Mainland.

Inspires children to assume beginning yoga positions using the shapes of animals as guides. With simple explanations and easy-to-follow instructions, this book develops a life-lasting awareness of good relaxed posture, stillness and inner well-being. (J613.7046 MAI)




## Baba's Yoga for Elephants by Laurent de Brunhoff.

Babar the elephant demonstrates and provides step-by-step instructions for basic yoga techniques and positions, then shows how he and Celeste use them to relax and have fun as they travel around the world. (J613.704608 BRU)




## Sleepy Little Yoga by Rebecca Whitford.

May be used to calm a young child and to introduce yoga poses. Colorful pages show a toddler in an easy pose opposite an animal in a similar position. The book is fun to share, even in a group storytime, while letting children do their own thing. A photo spread shows children practicing the postures. (on order)




## Children's Book of Yoga by Thia Luby.

Presents six complete yoga workouts designed for children from three to twelve years of age. (J613.7046 LUB)



## Twist: Yoga Poems by Janet Wong.

A collection of 16 poems sure to inspire even the youngest yogi!



sample list for parents

**“More milk, more milk...”**

**with objects**

More milk, more milk,  
Please may I have more milk.  
Mine’s all gone.

More apple, more apple,  
Please may I have more apple.  
Mine’s all gone.

More water, more water,  
Please may I have more water.  
Mine’s all gone.

More crackers, more crackers,  
Please may I have more crackers.  
Mine’s all gone.



# ***The Bear Went Over the Mountain*** **-signing-**

The bear went over them mountain,  
The bear went over them mountain,  
The bear went over them mountain,  
To see what he could see.

And all that he could see,  
And all that he could see,  
Was the other side of the mountain,  
The other side of the mountain,  
Was all that he could see.



signs: "bear" cross arms over chest and claw;  
"mountain" two fists, right hand knocks top of  
left fist twice; "see" "v" formed with index/  
middle fingers to eyes and away; "other"  
hitch-hike thumb on right hand up and move  
to right; note—sign as song is sung

# Sign Language Materials

## Sign Language Books for Parents

*Baby Sign Language Basics & Sign, Sing and Play* by Monta Briant

*Sign with your Baby* by Joseph Garcia

*Signing Smart* by Michelle Anthony

## ASL Books to Read with Children

*Sign about Getting Ready; Sign about Meal Time;*

*My First Animal Signs* by Anthony Lewis

*My First Signs* by Annie Cute

*Simple Signs & More Simple Signs* by Cindy Wheeler



**Pick Me Up!** book & CD with signs for songs  
(available for check out from KCLS)

## DVDs


“Signing Time”

“Sign Me a Story”

“Blue’s Clues All Kinds of Signs”



**NEW:** “American Sign Language for Babies”  
from Dawn Sign Press, [www.dawnsign.com](http://www.dawnsign.com)  
“video clips of the signs in the book, learn more  
about ASL, and watch clips of babies signing”



## Website

<http://www.aslpro.com> (video demonstration of words)

sample list for parents



## sign names and instructions for signing

### general terms

yes	fist shakes up and down and represents the head nodding
no	forefinger and middle finger snap close on the thumb
more	both hands (palms facing person) come together and tap in a manner that indicates things being added to a pile
eat	one hand with fingers together places food in the mouth
please	open hand circles over the heart/chest to indicate pleasure
thank you	hand moves out and down; this sign is similar to the gesture of kissing ones hand and extending the hand towards someone else in order to show ones gratitude
love	hands hug something over the chest (x crossed) to indicate the concept of love
all done	hands shake outward to indicate that something is over (finished)
baby	a natural gesture for indicating holding a baby
see	V handshape; hand moves to the front in a general sign to express the concept of seeing
stop	palm facing out and movement from chest to front
help	one hand lifts the other hand up to represent the concept of assisting (helping)
hurt	two index fingers move to and from each other to represent the throbbing sensation associated with pain
other side	thumb up and hand clenched, moves from left to right as in hailing a car ride

### objects

ball	hands are holding onto a ball
mother	fingers of the five handshape is wiggled with the thumb by the side of the chin
father	fingers of the five handshape is wiggled with the thumb on the forehead
book	palms together, open and shut
mountain	two fists, one knocks on top of the other followed by the hands indicating the side of a mountain
doll	bent index finger placed on the nose and pulled downward
hat	pat head twice
bed	hand represents a pillow against which the head is resting

### necessary terms

diaper	index and middle finger together move down on both sides twice
potty	thumb stuck between index and middle finger and shaken
change	fists on top of one another and then moved above/below
wet	both hands turned upward with thumbs quickly touching other fingers
full/dirty	fingers wiggle under chin indicate food falling from one's mouth; or dirty diapers
tired	hands are placed on the chest and are moved downward along with the shoulders drooping to represent that someone does not have the strength to go on

### colors

green	index finger above thumb; rest of hand closer; shake twice
red	stroke the lips one time with the tip of your index finger
yellow	right thumb and pinkie extended while other fingers are closed; shake sideways
blue	thumb tucked and other fingers straight up palm outwards; move sideways

## foods

cheese	bring both hands together; rotate your right hand back and forth
milk	open/close a fist as if squeezing an object
cracker	right fist moves twice against the left elbow
cereal	index finger is moved across lips straight and then into a 'c' formation
ice cream	appear to be holding a cone and licking it twice; tough does not have to appear
juice/drink	hand appears to be holding a drink; open and to mouth twice
celery	"C" sign from below is brought to the mouth
banana	peel the right index finger with the left hand
apple	fist of right hand with thumb out and rub against the cheek
water	three middle fingers are spread to form "W" and touched to under lips
eggs	both hands, index/middle fingers together, meet at tips and move downward
butter	index/middle fingers together right hand brushes middle of left hand

## animals

elephant	trunk of an elephant is moved in front of the face
chicken/bird	thumb and forefinger mimic the action of a bird's beak
cow	"yellow" sign to side of head and moved back and forth; or two hands milking a cow
bear	arms/hands cross and scratch chest
duck	index and middle finger to mouth and open/close twice
fish	movement of hand swishing mimicking fish tail
cat	fingers pulling to side of face mimic whiskers
butterfly	thumbs lock and fingers flutter to mimic the wings of a butterfly flying
rabbit	index and middle finger up and hopping in front of face or ears on both sides of face
pig	hand flaps under the chin food dripping from pig's mouth; similar to "dirty" sign
tiger	bent fingers on both hands are pulled across face
bee	index and thumb pinched together hit cheek and then brush aside the "bee"
frog	tongue is stuck out twice
monkey	sign mimics a monkey scratching itself on both side of body
dog	hand pats the side and then snaps the fingers OR tongue sticks out panting
hippo	"yellow" shape on both hands opens and closes to show big mouth
snake	index and middle fingers bent and slither forward to replicate movement

# The Hokey Pokey

You put your right foot in  
You put your right foot out  
You put your right foot in  
And you shake it all about.  
You do the Hokey-Pokey  
And you turn yourself around  
That's what it's all about!

You put your left foot in  
You put your left foot out  
You put your left foot in  
And you shake it all about.  
You do the Hokey-Pokey  
And you turn yourself around  
That's what it's all about!

You put your right hand in  
You put your right hand out  
You put your right hand in  
And you shake it all about  
You do the Hokey-Pokey  
And you turn yourself around  
That's what it's all about!

You put your left hand in,  
You put your left hand out;  
You put your left hand in,  
And you shake it all about.  
You do the Hokey-Pokey,  
And you turn yourself around.  
That's what it's all about!

You put your right side in,  
You put your right side out;  
You put your right side in,  
And you shake it all about.  
You do the Hokey-Pokey,  
And you turn yourself around  
That's what it's all about!

You put your left side in  
You put your left side out  
You put your left side in  
And you shake it all about  
You do the Hokey-Pokey  
And you turn yourself around  
That's what it's all about!

You put your nose in  
You put your nose out  
You put your nose in  
And you shake it all about  
You do the Hokey-Pokey  
And you turn yourself around  
That's what it's all about!

You put your head in  
You put your head out  
You put your head in  
And you shake it all about  
You do the Hokey-Pokey  
And you turn yourself around  
That's what it's all about!

You put your whole self in  
You put your whole self out  
You put your whole self in  
And you shake it all about  
You do the Hokey-Pokey  
And you turn yourself around  
That's what it's all about!

Greg & Steve "Kidding Around" CD.  
(parts 1 and 2)

**I LIKE ME!**




**note:** adjust size to fit ready-to-peel labels typically available from Avery and may be formatted using Microsoft Publisher


# Potty Books

## Young Toddlers

**The Potty Book for Boys**  
by Alyssa Capucilli




**The Potty Book for Girls**  
by Alyssa Capucilli




**Tinkle, Tinkle Little Tot**  
by Bruce Lansky



**I Love My Potty**  
by Lara Jones




**On Top of the Potty**  
by Alan Katz



**Going to the Potty**  
by Fred Rogers



**Potty Poo-Poo Wee-Wee!**  
by Colin McNaughton



# Young Toddler

**REPETITION**

**is**

**THE key**

post for adults to see

## **Ready to Read Skills for pre-talkers\***

### 1. print awareness

- read books to the child
- let them see you turn the pages; let them try too!
- point to signs and words that are around you in everyday life

### 2. print motivation

- let the child see that reading is fun
- make book sharing a special time for you and the child
- short periods of time are okay
- schedule is not as important as the moods of the child
- keep books in the toy box or an accessible shelf so the child may see whenever

### 3. vocabulary

- use many words and a variety of words
- explain unfamiliar words
- read books which have a different vocabulary from conversation

### 4. narrative skills

- name things (both ready and pictures in books)
- add description
- listen as the child begins to talk
- tell stories to the child
- talk about what is happening or what happened as you move through you day
- narrate your life

### 5. letter awareness

- use real objects to help infants understand their world of senses
- point out things that are alike and different
- feel and talk about shapes
- show some ABC books

### 6. phonological awareness

- sing songs
- repeat rhymes
- play rhyming word games, using silly words too

----

\*includes infants (newborns to 12 months) and young toddlers (1 year)

## **How to select a book for infants and young toddlers?**

Brain research with very young children, infants to 24 months, has shown that this age group learns and responds best from materials that contain the following—

1. are repetitious
2. are simple in content
3. are rhythmic and rhyme
4. have recognizable, realistic characters
5. contain likeable characters
6. have clear, uncluttered backgrounds
7. use basic colors
8. are easily identifiable
9. are memorable and enjoyable
10. have characters surrounded by plenty of white space in order to focus
11. provides an opportunity for kinesthetic experiences

Using the list above, examine the books provided and determine IF any are desirable and appropriate for sharing with a very young child.

Be prepared to defend your choices.



## Highly Recommended Book for Sharing with Young Children

### Infant Board Books

*Ten, Nine, Eight; Diez, Nueve, Ocho* by Molly Bang  
*Hurry! Hurry!* by Eve Bunting  
*Itsy Bitsy Spider* by Diane Burke  
*Maisy's Bathtime; Baby's First Year* by Lucy Cousins  
*Peek-a-WHO?* By Nina Laden  
*Baby Faces; I Love Colors* by Margaret Miller  
*I touch; I see; I hear; I can* by Helen Oxenbury (set of 4 x 3 = 12 books)  
*Seasons; Shapes; Numbers; Colores* by Scholastic  
*The Bear Went Over the Mountain* by Rosemary Wells  
*I Went Walking; Let's Go Visiting* by Sue Williams  
*Ten Little Fingers and Ten Little Toes* by Mem Fox

### Young Toddler Books

*Big Fat Hen* by Keith Baker  
*Ten, Nine, Eight* by Molly Bang  
*I Like Me!* by Nancy Carlson  
*Brown Brown, Brown Bear What Do You See?* by Bill Martin, Jr.  
*Baby Faces* by Margaret Miller  
*Five Little Ducks Went Out to Play* by Raffi  
*The Itsy Bitsy Spider* by Lorianne Simonades  
*The Bear Went Over the Mountain* by Rosemary Wells  
*I Went Walking* by Sue Williams  
*Wheels on the Bus* by [Paul Zelinsky](#)

### Toddler Books

*The Eentsy, Weentsy Spider* by Joanna Cole and Stephanie Calmenson  
*Bark, George!* by Jules Feiffer  
*The Letters are Lost* by Linda Ernst  
*Where is the Green Sheep?* by Mem Fox  
*Seals on the Bus* by Lenny Hort  
*Jasper's Beanstalk* by Mick Inkpen  
*I Know an Old Lady Who Swallowed a Pie* by Alison Jackson  
*Jump, Frog, Jump!* by Robert Kalan  
*Chicka Chicka Boom Boom* by Bill Martin  
*There's An Alligator Under My Bed* by Mercer Mayer  
*In a Cabin In a Wood* by Darcie McNally  
*Whose Feet? Whose Nose?* by Jeanette Rowe  
*Shark in the Park* by Nick Sharratt  
*Mouse Paint* by Ellen Walsh  
*Hi, Pizza Man!* by Virginia Walter  
*Tanka Tanka Shunk!* by Steve Webb  
*"More, More, More," Said the Baby* by Vera Williams  
*How Do Dinosaurs Say Goodnight* by JaneYolen

## Preschool Books

*Farm Flu* by Teresa Bateman  
*Mean Soup* by Betsy Everitt  
*Corduroy* by Don Freeman  
*Across the Steam* by Mirra Ginsburg  
*Tommy at the Grocery Store* by Bill Grossman  
*Cosmo Zooms* by Arthur Howard  
*Snowy Day* by Ezra Jack Keats  
*The Baby Beebeebird* by Diane Massie  
*Elmer* by David McKee  
*Bear on the Bed* by Ruth Miller  
*Dog Breath* by Dav Pilkey  
*'Twas the Night Before Thanksgiving* by Dav Pilkey  
*Old MacDonald Had a Woodshop* by Lisa Shulman  
*Caps for Sale* by Esphyr Slobodkina  
*A Hat for Minerva Louis* by Janet Stoeke  
*The Hungry Hen* by Richard Waring  
*WAIT! I Want to Tell You a Story* by Tom Willians  
*Big Black Bear* by Wong Yee  
*Harry the Dirty Dog* by Gene Zion

# How You Can Help Your Child **GROW!**

## Key Facts about Early Brain Development

**Get Active!** Children learn by doing.



**Relationships Matter!** Children learn best in a relationship with a caring adult.

**Over and over!** Children learn through repetition.

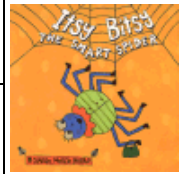

**Windows of Opportunity!** The early years are essential for language development.



# GET READY TO READ!

Children, newborn to age 5, can complete these fun early literacy activities with an adult at home or anywhere. Color in a square or put a sticker on your chart for each activity that you complete. Filled in all 20 squares!

Check out children's books & music from the library	<input type="checkbox"/>	<input type="checkbox"/>	<input type="checkbox"/>	<input type="checkbox"/>	<input type="checkbox"/>
Read together for 20 minutes a day	<input type="checkbox"/>	<input type="checkbox"/>	<input type="checkbox"/>	<input type="checkbox"/>	<input type="checkbox"/>
Attend a library story time	<input type="checkbox"/>	<input type="checkbox"/>	<input type="checkbox"/>	<input type="checkbox"/>	<input type="checkbox"/>
Help your child learn a fingerplay like the "itsy, bitsy spider" and perform for the family!	<input type="checkbox"/>	<input type="checkbox"/>	<input type="checkbox"/>	<input type="checkbox"/>	<input type="checkbox"/>
Talk about a book that you shared	<input type="checkbox"/>	<input type="checkbox"/>	<input type="checkbox"/>	<input type="checkbox"/>	<input type="checkbox"/>
Listen to a children's book on cassette/ CD	<input type="checkbox"/>	<input type="checkbox"/>	<input type="checkbox"/>	<input type="checkbox"/>	<input type="checkbox"/>
Sing a song while riding in the car, taking a bath, walking to the park, or shopping!	<input type="checkbox"/>	<input type="checkbox"/>	<input type="checkbox"/>	<input type="checkbox"/>	<input type="checkbox"/>
Check out a book featured in the Early Literacy Guide and do some of the games & activities featured.	<input type="checkbox"/>	<input type="checkbox"/>	<input type="checkbox"/>	<input type="checkbox"/>	<input type="checkbox"/>
Take a walk and talk about what you see (road signs, animals, shapes,,)	<input type="checkbox"/>	<input type="checkbox"/>	<input type="checkbox"/>	<input type="checkbox"/>	<input type="checkbox"/>
Look for objects or pictures of items that begin with the first letter of your name	<input type="checkbox"/>	<input type="checkbox"/>	<input type="checkbox"/>	<input type="checkbox"/>	<input type="checkbox"/>



## Essential Tools for Parents

- Brazelton, T. Berry & Joshua Sparrow. *Touchpoints Three to Six: Your Child's Emotional and Behavioral Development*. Perseus, 2001.
- Butler, Dorothy. *Babies Need Books: Sharing the Joy of Books with Children from Birth to Six*. Heinemann, 1998.
- Cobb, Jane. *What'll I Do with the Baby-O?* Black Sheep Press, 2006.
- Drago, Dorothy. *From Crib to Kindergarten: The Essential Child Safety Guide*. Johns Hopkins University Press, 2007.
- Ernst, Linda. *Baby Rhyme Time*. Neal-Schuman, 2007.
- Garabedian, Helen. *Itsy Bitsy Yoga*. Fireside, 2004.
- Greenberg, Gary and Jeannine Hayden. *Be Prepared: A Practical Handbook for New Dads*. Simon & Schuster, 2004.
- Herschkowitz, Norbert and Elinore Herschkowitz. *A Good Start in Life: Understanding Your Child's Brain and Behavior*. Joseph Henry, 2002.
- Mainland, Pauline. *A Yoga Parade of Animals*. Element Books, 1999.
- Marzollo, Jean and Irene Trivas. *Fathers & Babies: How Babies Grow and What The Need from You, from Birth to 18 Months*. Harper, 1993.
- Morris, Desmond. *Amazing Baby: The Amazing Story of the First Two Years of Life*. Firefly Books, 2008
- Odean, Kathleen. *Great Books for Babies and Toddlers*. Ballantine, 2003.
- Pick Me Up! Fun Songs for Learning Sign*. Sign2Me, 2003.
- Pruitt, David, ed. *Your Child: What Every Parent Needs to Know About Childhood Development from Birth to Preadolescence*. HarperCollins, 1998.
- Stoppard, Miriam. *Baby's First Skills and First Time Parents*. DK, 2009.

# Data Collection Sheet

## Basic Information

Name: \_\_\_\_\_

Address: \_\_\_\_\_

\_\_\_\_\_

Phones: \_\_\_\_\_

Email: \_\_\_\_\_

Current position: \_\_\_\_\_

Reason/s for attending: \_\_\_\_\_

\_\_\_\_\_

\_\_\_\_\_

\_\_\_\_\_

What do you hope to gain from this training?: \_\_\_\_\_

\_\_\_\_\_

\_\_\_\_\_

How did you hear about this event? \_\_\_\_\_

\_\_\_\_\_

Do you wish to be contacted regarding future events? yes no

Is your attendance for credit (if so, what?) \_\_\_\_\_

\_\_\_\_\_

## **Opening Doors to Early Literacy**

**with**

**One-Year-Olds**

**Tried, True, & Teachable Ideas**

pre/post test

- T/F It is important to establish a routine that makes ones comfortable.
- T/F A room full of objects is the best way to stimulate ones.
- T/F Letter and number recognition is impossible for ones.
- T/F Songs are one of the most appropriate ways to engage this age.
- T/F Ones should only hear their native language; foreign words are confusing and might delay their mastery of their own language.
- T/F With a lack of language communication skills, using signs is inappropriate and confusing.
- T/F Books with cluttered pages are easy for ones to discriminate.
- T/F Ones will not benefit from participating in restful, yoga exercises.
- T/F Matching real objects with words is not within the capability of ones.
- T/F Ones can easily differentiate among basic colors and name them.
- T/F Working within a group setting is impossible for ones.

Score: \_\_\_\_\_